

## Standard Configurations

- Overload Sensor and Alarm
- Tilt/Slope Sensors and Alarm
- Self-closing/Self-catching Gate
- Higher Platform Rails (Foldable)
- Solid Non-marking Tires
- Swing-out Component Trays
- Descent Protection and Alarm
- Flashing Beacons (Both Sides)
- Pothole Protectors
- Universal Control Box
- Quick Disconnect for Control Box
- Foot Pedal Extended Platform
- LED Battery Charging Indicator
- Lanyard Points
- Manual Brake Release
- Emergency Descent
- Horn and Hour Meter
- Full Height Drive
- Intelligent Diagnostic System
- AC Platform Power (GFCI)
- Charging Protection System
- Wind Rating Stickers

# ANSI A92.20 Slab Scissor Lifts

# LGMG

LGMG North America Inc.

# HYDRAULIC MOTOR DRIVE

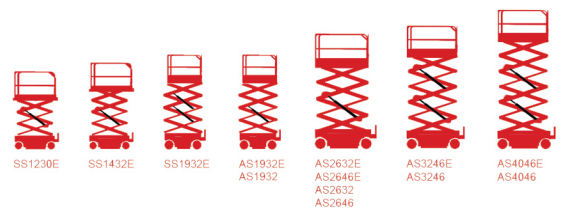
## AS1932 Scissor Lift (Indoor/Outdoor)

- Hydraulic machines are the most affordable option
- Top-of-the-line hydraulic systems make these machines run smoothly
- Specifically designed ridges in the swing-out trays catch possible drips
- Tough, reliable, and built to last



### Product Specifications AS1932

|                                     |                |
|-------------------------------------|----------------|
| Platform Capacity                   | 510 lbs        |
| Platform Occupants (Indoor/Outdoor) | 2/1            |
| Platform Height                     | 19'            |
| Machine Length                      | 6'             |
| Machine Width                       | 2' 8"          |
| Machine Height (Rails Up)           | 7'             |
| Machine Height (Rails Down)         | 6'             |
| Platform Extension                  | 3'             |
| Deck Extension Capacity             | 265 lbs        |
| Drive Speed (Lowered)               | 2.2 Mph        |
| Drive Speed (Elevated)              | 0.5 Mph        |
| Lift Time                           | 16 Secs        |
| Lower Time                          | 28 Secs        |
| Gradeability                        | 25%            |
| Max Slope/Tilt                      | 1.5°/3°        |
| Amp Hours                           | (4) 6V x 225Ah |
| Maximum Ground Bearing Pressure     | 150 PSI        |
| Tire Size                           | 12" x 4.5"     |
| Ground Clearance - Center           | 2.25"          |
| Machine Weight                      | 3,527 lbs      |



ANSI A92.20 Compliant



## LGMG North America Inc.

Address: 1445 Sheffler Drive, Chambersburg PA 17201

Email: [sales@lmgna.com](mailto:sales@lmgna.com)

Local Sales Contact:

# HYDRAULIC MOTOR DRIVE

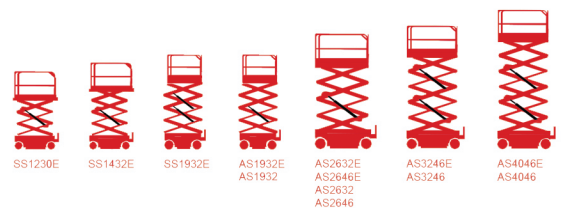
## AS2632 Scissor Lift (Indoor)

- Hydraulic machines are the most affordable option
- Top-of-the-line hydraulic systems make these machines run smoothly
- Specifically designed ridges in the swing-out trays catch possible drips
- Tough, reliable, and built to last



### Product Specifications AS2632

|                                     |                |
|-------------------------------------|----------------|
| Platform Capacity                   | 510 lbs        |
| Platform Occupants (Indoor/Outdoor) | 2/0            |
| Platform Height                     | 26'            |
| Machine Length                      | 7' 11"         |
| Machine Width                       | 2' 8"          |
| Machine Height (Rails Up)           | 7' 7"          |
| Machine Height (Rails Down)         | 6' 5"          |
| Platform Extension                  | 3'             |
| Deck Extension Capacity             | 265 lbs        |
| Drive Speed (Lowered)               | 2.2 Mph        |
| Drive Speed (Elevated)              | 0.5 Mph        |
| Lift Time                           | 31 Secs        |
| Lower Time                          | 40 Secs        |
| Gradeability                        | 25%            |
| Max Slope/Tilt                      | 1.5°/3°        |
| Amp Hours                           | (4) 6V x 225Ah |
| Maximum Ground Bearing Pressure     | 123 PSI        |
| Tire Size                           | 15" x 5"       |
| Ground Clearance - Center           | 3.75"          |
| Machine Weight                      | 4,718 lbs      |



ANSI A92.20 Compliant



## LGMG North America Inc.

Address: 1445 Sheffler Drive, Chambersburg PA 17201

Email: [sales@lmgna.com](mailto:sales@lmgna.com)

Local Sales Contact:

# HYDRAULIC MOTOR DRIVE

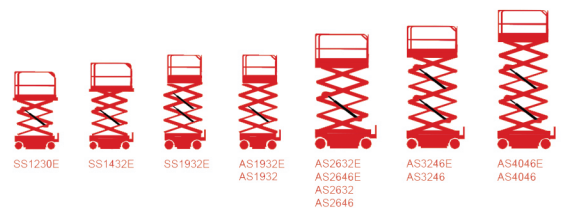
## AS2646 Scissor Lift (Indoor/Outdoor)

- Hydraulic machines are the most affordable option
- Top-of-the-line hydraulic systems make these machines run smoothly
- Specifically designed ridges in the swing-out trays catch possible drips
- Tough, reliable, and built to last



### Product Specifications AS2646

|                                     |                |
|-------------------------------------|----------------|
| Platform Capacity                   | 990 lbs        |
| Platform Occupants (Indoor/Outdoor) | 2/1            |
| Platform Height                     | 26'            |
| Machine Length                      | 8'             |
| Machine Width                       | 3' 11"         |
| Machine Height (Rails Up)           | 7' 6"          |
| Machine Height (Rails Down)         | 5' 8"          |
| Platform Extension                  | 3'             |
| Deck Extension Capacity             | 265 lbs        |
| Drive Speed (Lowered)               | 2.2 Mph        |
| Drive Speed (Elevated)              | 0.5 Mph        |
| Lift Time                           | 35 Secs        |
| Lower Time                          | 40 Secs        |
| Gradeability                        | 25%            |
| Max Slope/Tilt                      | 1.5°/3°        |
| Amp Hours                           | (4) 6V x 240Ah |
| Maximum Ground Bearing Pressure     | 172 PSI        |
| Tire Size                           | 15" x 5"       |
| Ground Clearance - Center           | 3.75"          |
| Machine Weight                      | 5,933 lbs      |



ANSI A92.20 Compliant



## LGMG North America Inc.

Address: 1445 Sheffler Drive, Chambersburg PA 17201

Email: [sales@lmgna.com](mailto:sales@lmgna.com)

Local Sales Contact:

# HYDRAULIC MOTOR DRIVE

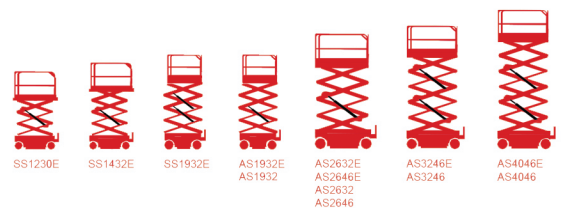
## AS3246 Scissor Lift (Indoor/Outdoor)

- Hydraulic machines are the most affordable option
- Top-of-the-line hydraulic systems make these machines run smoothly
- Specifically designed ridges in the swing-out trays catch possible drips
- Tough, reliable, and built to last



### Product Specifications AS3246

|                                     |                |
|-------------------------------------|----------------|
| Platform Capacity                   | 705 lbs        |
| Platform Occupants (Indoor/Outdoor) | 2/1            |
| Platform Height                     | 32'            |
| Machine Length                      | 8' 1"          |
| Machine Width                       | 3' 11"         |
| Machine Height (Rails Up)           | 8'             |
| Machine Height (Rails Down)         | 6' 1"          |
| Platform Extension                  | 3'             |
| Deck Extension Capacity             | 265 lbs        |
| Drive Speed (Lowered)               | 1.9 Mph        |
| Drive Speed (Elevated)              | 0.5 Mph        |
| Lift Time                           | 62 Secs        |
| Lower Time                          | 48 Secs        |
| Gradeability                        | 25%            |
| Max Slope/Tilt                      | 2°/3°          |
| Amp Hours                           | (4) 6V x 240Ah |
| Maximum Ground Bearing Pressure     | 174 PSI        |
| Tire Size                           | 15" x 5"       |
| Ground Clearance - Center           | 3.75"          |
| Machine Weight                      | 6,614 lbs      |



ANSI A92.20 Compliant



## LGMG North America Inc.

Address: 1445 Sheffler Drive, Chambersburg PA 17201

Email: [sales@lmgna.com](mailto:sales@lmgna.com)

Local Sales Contact:

# HYDRAULIC MOTOR DRIVE

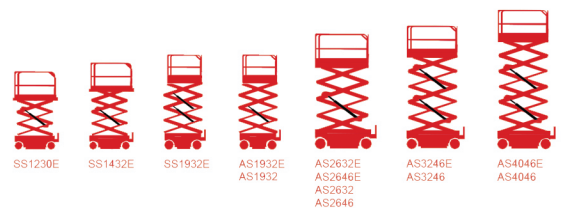
## AS4046 Scissor Lift (Indoor)

- Hydraulic machines are the most affordable option
- Top-of-the-line hydraulic systems make these machines run smoothly
- Specifically designed ridges in the swing-out trays catch possible drips
- Tough, reliable, and built to last



### Product Specifications AS4046

|                                     |                 |
|-------------------------------------|-----------------|
| Platform Capacity                   | 705 lbs         |
| Platform Occupants (Indoor/Outdoor) | 2/0             |
| Platform Height                     | 40'             |
| Machine Length                      | 8' 1"           |
| Machine Width                       | 3' 11"          |
| Machine Height (Rails Up)           | 8' 5"           |
| Machine Height (Rails Down)         | 6' 6"           |
| Platform Extension                  | 3'              |
| Deck Extension Capacity             | 265 lbs         |
| Drive Speed (Lowered)               | 1.9 Mph         |
| Drive Speed (Elevated)              | 0.5 Mph         |
| Lift Time                           | 65 Secs         |
| Lower Time                          | 60 Secs         |
| Gradeability                        | 25%             |
| Max Slope/Tilt                      | 1.5°/3°         |
| Amp Hours                           | (4) 12V x 150Ah |
| Maximum Ground Bearing Pressure     | 185 PSI         |
| Tire Size                           | 15" x 5"        |
| Ground Clearance - Center           | 3.75"           |
| Machine Weight                      | 7,275 lbs       |



ANSI A92.20 Compliant



## LGMG North America Inc.

Address: 1445 Sheffler Drive, Chambersburg PA 17201

Email: [sales@lmgna.com](mailto:sales@lmgna.com)

Local Sales Contact: